


The TUBOCUT-CS is a motorized oxy-fuel and plasma pipe cutting machine with remote control. The special fixed rail for the torch/tip guidance system provides high cutting accuracy and makes the TUBOCUT-CS ideally suited for large pipes. The TUBOCUT-CS is portable and easy to set-up just about anywhere.

The TUBOCUT-CS portable oxy-fuel cutting machine can also be used for cutting exotic materials such as stainless steel, by converting from oxy-fuel to a plasma system (plasma torch holder available on request).




## AUTO PIPE CUTTING MACHINE

## TUBOCUT-CS


### HIGHLIGHTED FEATURES

- The machine can cut pipes of diameter 100mm or more by quickly and easily changing the length of the chain.
- Cutting can be done in clockwise or anti-clockwise direction from both sides of the machines.
- The machine can cut bevels of up to 45° by selecting the required angle on the torch holder.
- The machine torch can be adjusted vertically and horizontally alongside the pipe surface by rack and pinion attachments.
- To prevent rust and wear, the gear wheels have been hardened with nitrogen and painted black.



Motorized Chain Pipe Cutting Machine

Cutting with Plasma



Transformer  
110v - 220v



Remote control



Interlocking chain link



Torch unit assembly

- Portable light in weight yet robust.
- Can cut any pipe diameter from 100mm and upwards.
- Cuts up to 100mm pipe thickness.

## SPECIAL FEATURES

### Motorized Oxy Fuel/Plasma Pipe Cutter

Automatically bevel cuts or straight cuts steel pipe.

### Remote Controlled

Operate machine away from cutting area to avoid sparks.

### Interlocking Chain Links

Add or remove chain as needed to cut smaller or larger pipe.

### On/Off Drive Clutch

Position machine and align machine quickly.

### High Quality Oxy-Fuel Cutting Tips

Cruxweld superior design torch tips are included to ensure fast, smooth cuts.

### Worm Gear Drive

Low gear ratio ensures extremely smooth travel.



## SPECIFICATIONS

## TUBOCUT-CS

Input voltage (V)	AC220/110V, 50/60 Hz
Effective pipe diameter, mm	100mm onwards
Cutting thickness, mm	5 to 100
Cut/Bevel Angle	Variable up to 45 Degree
Cutting speed, mm/min	50 - 1150
Cutting shape	Square and bevel (up to 45°)
Drive method	Motorized
Speed control	SCR
Motor	20W, 10,000 RPM
Speed adjustment	By dial/remote
Cutting torch	Injector type
Dimensions (mm)	420x280x550
Weight (kg)	16.5



Aluminum body, light and convenient



High cutting precision and smooth operation




Chain locking tube, motor variable speed drive

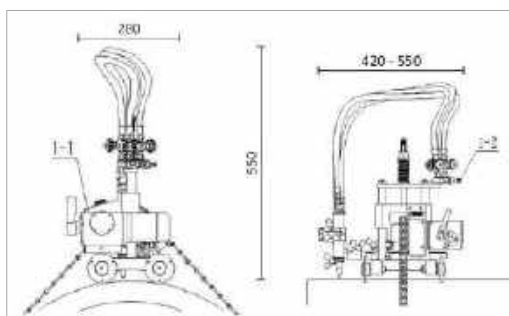


According to the size of the pipe diameter, increase or decrease the chain

### Remote Control



Interlocking chain link



## Scope of Delivery

- Pipe cutting machine TUBOCUT-CS
- Adjustable chain, 6m
- Standard torch unit assembly
- Cutting nozzle, 3 sets
- Connecting lead (5m)
- Remote control
- Transformer 110v - 220v
- Operation Instructions